

HOUSTON LIVESTOCK SHOW AND RODEO™

2024 RULES & REGULATIONS



COMPETITOR REQUIREMENTS

Texas Youth, ages 8-18

COMPETITION CATEGORIES

CATEGORY 1: Floral Design

Section A: Texas Tables

Section B: Rodeo Cup

Section C: Dining Duets

CATEGORY 2: Container Grown Plants

CATEGORY 3: Horticulture Photography

CATEGORY 4: Miniscapes



TABLE OF CONTENTS

Rule Changes	4
Entry Information	5
Delivery of Entries	8
Awards	10
Floral Design	
Texas Tables	11
Rodeo Cup	12
Dining Duets	15
Container Grown Plants	17
Exhibitor Project Log	19
Horticulture Photography	21
Miniscapes	22
Entry Pick Up	24
Appendices	25

For more information or to enter the Horticulture Competition, scan the QR code below:



2024 RULE CHANGES

Please note the new check in time for the competitions held on Sunday, March 3, 2024.

- Check-In will begin at 10 a.m. and end at 11:30 a.m.
- The pre competition meeting will begin at 11:45 a.m.
- All Texas Tables and Container Grown Plants entries must be set by noon.

Day of substitutions will not be allowed. The deadline to substitute exhibitors is as follows:

- Miniscapes - February 21, 2024
- Rodeo Cup/Texas Tables - February 28, 2024
- Dining Duets - March 6, 2024

PLEASE EMAIL HORTICULTURE@HLSR.COM TO NOTIFY HLSR OF ANY CHANGES.

Texas Tables

- Entries must not exceed a width of 18".
- Entries should be designed as if they were being used at a gala with a "Boots and Bowties" theme.
- Exhibitors do not have to submit a description card.

Rodeo Cup

- A maximum of (100) exhibitors will be allowed to participate in the Rodeo Cup competition.
- Exhibitors who qualify for the final round of the competition will be scored using a score sheet. Live judging will no longer take place.

Miniscapes

- Bottlebrush trees will no longer be used in the miniscape planters. Exhibitors no longer have to incorporate the tree into their design.

ENTRY INFORMATION

Deadline: The entry deadline for all categories is **January 26, 2024**.

How to Enter: Entry forms must be completed online at rodeohouston.com.

- Incorrect or incomplete information on the entry form may result in disqualification of the entry or a delay in issuing awards.
- Each entry must include the exhibitors mailing address, phone number, and email address.
- Each exhibitor must submit a signed release of liability and indemnity form for the entry to be valid.
- Submission of an entry form means you understand that the decision of the judges is final, and you agree to abide by the rules and regulations of the Houston Livestock Show and Rodeo's (the "Show") Horticulture Competition.
- Include advisor's contact information if applicable.
- It is the responsibility of the contestant/advisor to confirm that the entry has been received.

Division Criteria: Exhibitors competing in the Horticulture Competition must meet the following criteria:

- Exhibitors must be Texas residents between the ages 8 and 18 as of February 25, 2024.
- Entries in the Rodeo Cup, Texas Tables, Container Grown Plants, and Horticulture Photography categories must be submitted by individual exhibitors only. Team entries are not permitted.
- Entries in the Miniscapes category may be submitted by individual exhibitors or teams. Teams are comprised of two (2) to six (6) exhibitors. All team members must meet the qualifications for the competition.
- Entries in the Dining Duets category must be a team of two (2) exhibitors. All team members must meet the qualifications of the competition.
- Exhibitors competing in a team category do not have to be from the same school or FFA/4-H Chapter.

Entry Fees: There are no entry fees for the Horticulture Competition.

Entry Guidelines: Please read all guidelines carefully. Direct any questions to the contacts listed at the end of this section.

- The Show has the right to refuse any entry that has a serious disease or insect problem.
- **Entries SHOULD NOT include any identifying information (i.e. exhibitor name, 4-H/FFA Club, school or district etc...)**

ENTRY INFORMATION

- No entries with copyright or licensing infringement will be accepted. If there is any reproduction, in whole or in part, of a registered trademark or work of another individual, the Show reserves the right to disqualify the entry.
- The Show is a family-oriented event. The Houston Livestock Show and Rodeo reserves the right to disqualify any entry that, in the Show's sole judgement, is deemed inappropriate for family viewing, controversial, or in poor taste prior to judging and display.
- The Show will not be liable for entries made in error and will not re-open judging to accommodate such entries.
- All entries will be maintained (watered/cared for) by the Show.
- All entries must be the work product of the individual(s) listed as the exhibitor(s) on the entry form.
- All winning entries will be labeled indicating the level of award and remain on display through the end of Show.
- If an exhibitor in a team category must withdraw, that exhibitor may be replaced by someone who meets the requirements, however the Show must be notified of the substitution prior to the competition date. **Please note that day of substitutions will not be allowed. The deadline to replace exhibitors is as follows: Miniscapes (February 21, 2024), Rodeo Cup and Texas Tables (February 28, 2024), Dining Duets (March 6, 2024).** The new exhibitor must submit a completed release of liability and indemnity agreement and provide contact information.
- **The Show is not responsible for lost, damaged, or dead items. Small items and accessories should be securely fastened to their container. Items of great sentimental value SHOULD NOT be used.**
- Any entry that does not comply with all competition rules will be disqualified.

Free Show Admission: Exhibitors will receive free Show admission allowing exhibitors to access the Show grounds on the competition date/awards ceremony. A ticket for an accompanying adult will also be provided.

- Exhibitors in the Horticulture Photography category will be eligible to receive two (2) exhibitor badges if HLSR receives their entry by the deadline.
- Exhibitors in the Miniscapes category will receive two (2) exhibitor badges when they check in to construct their entry.
- Exhibitors in the Rodeo Cup, Texas Tables, and Container Grown Plants categories will use their NRG Park admission ticket and parking passes on Sunday, March 3, 2024 to park and enter the grounds after delivering their entries. Two (2) exhibitor badges will be given to each exhibitor when they check in with their entry.

ENTRY INFORMATION

Consent: Exhibitors agree to the following conditions to participate in the horticulture competition:

- The student, teacher and parent/guardian understand, that as a condition of participation in the Horticulture Competition, they are granting HLSR permission to display the students entry or entries; to photograph, film, or otherwise record the student's entry or entries; and, to reproduce the students entry or entries in whole, in part, or composite. The student and parent/guardian waive and release all rights to inspect/approve the final product, and they release, discharge, and hold harmless HLSR from any liability by virtue of the use of the student's entry or entries or images.
- While the Show takes every precaution to ensure the integrity of the entries, HLSR and the Horticulture Committee are not responsible for loss, theft, or damage of entries. Damaged entries will not be repaired.

Contacts: The following staff members are available to answer any questions about the Horticulture Competition. Should an exhibitor require any accommodations due to personal health or medical conditions, please inform staff members at least forty-five (45) days prior to the competition date:

Angela Gutierrez
Manager - Attractions & Competitions
Houston Livestock Show & Rodeo
3 NRG Park
Houston, TX 77054
Phone: 832-667-1110
horticulture@hlsr.com

Elizabeth Hibbler
Coordinator - Attractions & Competitions
Houston Livestock Show and Rodeo
3 NRG Park
Houston, TX 77054
Phone: 832-667-1268
horticulture@hlsr.com

DELIVERY OF ENTRIES

Texas Tables and Container Grown Plants

Entries must be delivered to NRG Center, 2nd Floor, east end on Sunday, March 3, 2024, between 10 a.m. and 11:30 a.m. Exhibitors must check in at each competition table that they have entered.

- Exhibitors will access NRG Park through Gate 2 off Fannin St. (See map in Appendix A)
- Exhibitors will turn right after entering the gate and unload their entry in the area designated for the Horticulture Competition.
- Exhibitors will park in Purple Lot after dropping off their entry as designated on the parking hangtag. (See map in Appendix B)
- Exhibitors will be met by a Horticulture Committee volunteer; the volunteer will assist the exhibitor with unloading entries and delivering entries to the check in table. **Entries must be completely set up by noon.**

Rodeo Cup

Participants in the Rodeo Cup competition must check in at NRG Center, 2nd Floor, east end on Sunday, March 3, 2024, between 10 a.m. and 11:30 a.m. Exhibitors must check in at each competition table that they have entered. **A mandatory meeting will be held at 11:45 a.m., and the competitions will begin immediately after the meeting. Any exhibitors arriving during or after the meeting will be allowed to participate if there is space available; however, the entry will not be judged or scored.**

- Exhibitors will park in the Purple Lot, as designated on the parking hangtag.
- Exhibitors will enter NRG Center at the west end, use the escalator or elevator to access the second floor, and walk to the east end to the check in table.
- Horticulture Committee volunteers will meet exhibitors at the top of the west escalator and provide direction as needed.

Dining Duets

Participants in the Dining Duets competition must check in at NRG Center, 2nd Floor, east end on Sunday, March 10, 2024, between 11 a.m. and 12 p.m. A mandatory meeting will be held at 12:15 p.m. and the competition will begin immediately after the meeting. **Any exhibitors arriving during or after the meeting will be allowed to participate if space is available; however, the entry will not be judged or scored.**

- Exhibitors will park in the Purple Lot, as designated in the parking hangtag.
- Exhibitors will enter NRG Center at the west end, use the escalator or elevator to access the second floor, and walk to the east end to the check in table.
- Horticulture Committee volunteers will meet exhibitors at the top of the west escalator and provide direction as needed.

DELIVERY OF ENTRIES

Horticulture Photography

Entries may be shipped or delivered to HLSR. Entries must be in the HLSR offices by 5 p.m. on Friday, January 26, 2024.

- Exhibitors full name, school/FFA/4-H name, and contact information must be attached to the back of the photograph.
- Entries may be mailed to: Elizabeth Hibbler
Houston Livestock Show and Rodeo
3 NRG Park
Houston, TX 77054
- Exhibitors delivering their entries should enter NRG Park at McNee gate. (See map in Appendix D) and park as directed by the security guard.
 - Inform the guard that you are visiting the Rodeo offices and no fee will be charged to park.
 - Deliveries will be accepted between 9 a.m. and 4 p.m., Monday through Friday.
 - Deliveries cannot be made on any date when the Houston Texans football team is hosting a home game. No exceptions.

Miniscapes

Check in for Miniscapes will be on the grounds of NRG Park on Sunday, February 25, 2024, starting at 10 a.m. Check in, preparation, and construction must be complete by 3 p.m.

- Exhibitors will enter NRG Park off Fannin St. at the Holly Hall entrance. (See map in Appendix C)
- Exhibitors will turn right after entering the gate and park.
- Exhibitors are responsible for bringing wagons, carts, wheelbarrows, etc...to transport their materials from the parking lot to the exhibit area.
- Exhibitors will be met at the Holly Hall entrance by the Horticulture Committee volunteers; the volunteers will assist with check in, direct the exhibitors to the exhibit area and assist the exhibitor with moving supplies and materials.

AWARDS

Awards Presentation: The Show will host awards ceremonies as follows:

- The Horticulture Photography, Miniscapes, Rodeo Cup, Texas Tables, and Container Grown Plants categories will be recognized on Sunday, March 3, 2024 at 6 p.m. on the 2nd floor of NRG Center at Café on the Park.
 - Winners in the Horticulture Photography and Miniscape competitions should use the enclosed Reed Road parking pass to ride the shuttle to NRG Park and attend the awards presentation.
- The Dining Duets category will be recognized on Sunday, March 10, 2024 at 4 p.m. on the 2nd floor of NRG Center.
- Exhibitors placing first (1st) through tenth (10th) in all competitions will be recognized.
- Buckles will be presented to the first (1st) place winners in each category.
- Banners will be presented to the second (2nd) and third (3rd) place winners in each category.
- Ribbons will be presented to winners, fourth (4th) through tenth (10th) place.
- Monetary awards will be given to those exhibitors that place first (1st) through tenth (10th) place. **All monetary awards will be mailed to the exhibitors within 90 days of the close of the 2024 Show, provided the exhibitor has submitted a W-9.**

Awards (for all categories):

- First Place (1st) - \$1000 (and a buckle)
- Second Place (2nd) - \$750 (and a banner)
- Third Place (3rd) - \$500 (and a banner)
- Fourth Place (4th) - \$250 (and a ribbon)
- Fifth (5th) thru Tenth (10th) Place - \$100 (and a ribbon)
- **In the miniscapes category, the check will be made out to the person listed as the "Primary Contact".**
- **In the Dining Duets category, each exhibitor will receive half of the total award.**
- All exhibitors must complete a W-9 to receive payment. Winning exhibitors will fill out their W-9 at the awards ceremony. If an exhibitor is not present, the winner will be contacted via email through the address on file.
- Winning exhibitors who have not submitted the required documentation by June 17, 2024, forfeit their winnings.

FLORAL DESIGN

In floral design categories, only the container and decorative items originally provided by the exhibitor will be returned. **The Show is not responsible for lost, damaged, or dead items. Small items and accessories should be securely fastened to their container. Items of great sentimental value SHOULD NOT be used.**

SECTION A - TEXAS TABLES

In Texas Tables, exhibitors will design a floral arrangement for a table as if it were being used at a gala with a "Boots and Bowtie" theme. **A maximum of (100) exhibitors may participate in Texas Tables. Entries will be accepted on a first received basis.**

Design Guidelines: Exhibitors should review the design guidelines prior to preparing their entry. Questions may be directed to horticulture@hlsr.com.

- Entries must not exceed a width of 18".
- Entries will be displayed on a 36" round particle board table with a natural burlap table covering. The exhibitor is responsible for positioning their design on the table covering. Exhibitors are required to use the table covering provided by the Show. The table and table covering provided are for display purposes only and will not be considered in the judging.
- Entry should be designed to be viewed from all sides.
- Accessories may be used in the floral arrangement, however emphasis should be on the creative use of natural, fresh cut materials to represent the theme rather than of accessories to create a scene.
- Accessories may not be added to the table setting (including but not limited to, silverware, decorative items, place mats, books, and glassware).
- Commercially grown materials may be used.
- Artificial floral, plant, and foliage may not be used.
- No leaf polishes of any kind may be used.
- No painting or internal or external dyeing of fresh materials is permitted. No glitter is permitted.
- Flowers and foliage should be free of blemishes, insects, and disease.
- Each exhibitors design will be a sole effort with no assistance from anyone in any matter.
- No talking will be allowed during the competition.
- If the exhibitor is unable to deliver their entry, they may allow a designee to place their entry on the table.
- The entry will be disqualified if, at the sole discretion of the Show, it is determined that the designee has altered the design in any manner.
- No electronic devices are allowed during the competition.
- Only exhibitors and designees are allowed in the competition area prior to judging.

FLORAL DESIGN

Judging: The Show will select qualified judges for each competitive event. Any questions about the judging criteria may be directed to horticulture@hlsr.com.

- There will be two (2) rounds of judging.
- All entries will be judged in the first round of judging and the top fifty (50) entries determined by the judge's discretion will advance to the second round of judging.
- In the second (2nd) round of judging, only the advancing entries will be judged on a (100) point system and receive a score sheet.
- Judging will be based on the following five (5) categories:
 - Up to (24) points for Design Aesthetics - Line/form, Color, and Space
 - Up to (24) points for Design Principles - Balance, Proportion, and Unity
 - Up to (24) points for Mechanics/Execution—Neatness and cleanliness of design, proper coverage of foam, and sturdiness of design.
 - Up to (24) points for Creativity.
 - Up to (4) points for completion of the exhibitor project log.
- Exhibitors who advance to the second (2nd) round of judging may request a copy of their score sheet which will be sent to the email address on file.
- Judging will take place on Sunday, March 3, 2024, beginning promptly at 12:00 p.m.
- Only judges, Horticulture Committee members, and HLSR staff will be allowed inside the competition area while judging is in progress.
- Judge's decisions are final, and protests will not be considered.
- Winning entries will be announced at 6 p.m. on March 3, 2024, and winning exhibitors will be recognized. Buckles, banners, and ribbons may be picked up at this time; monetary awards will be mailed within 90 days of the conclusion of the 2024 Show. Exhibitors are encouraged but not required to be present to receive their award.
- Results will be published on the Show's website at rodeohouston.com

SECTION B - RODEO CUP

The Rodeo Cup competition format allows exhibitors to compete on Sunday, March 3, 2024, during the Houston Livestock Show and Rodeo.. **A maximum of 100 exhibitors may participate in the Rodeo Cup. Entries will be accepted on a first received basis.**

Competition Format: Every exhibitor will compete in the Wedding Bouquet and Interpretive Design categories. The top 20 combined score from these two categories will advance to the Final Round and compete in the Surprise Situation category.

FLORAL DESIGN

Design Guidelines: Exhibitors should review the design guidelines prior to the Rodeo Cup competition. Questions may be directed to horticulture@hlsr.com. Exhibitors will also have an opportunity to ask questions at the mandatory pre event meeting.

- Entries are arrangements of cut materials. All cut materials will be provided by the Show
 - Each exhibitor will be furnished with an identical box of materials, including fresh flowers, foliage, containers, decorative embellishments, and supplies.
 - The exhibitor is responsible for determining which materials they will use in the design of their entry for each category.
 - **Only the materials supplied by HLSR will be allowed.**
 - A size restriction of 20 inches at the longest dimension (including height) will be strictly enforced. Props provided by the Show are exclusive of the restriction size.
 - No advance design work may be performed.
- Each exhibitor must bring their own tools. **Tools cannot be shared by exhibitors.**
- Permissible tools are:
 - Glue(s) - Pick - Floral Cutters - Glue pan/glue gun - Wire Cutters
 - Knife - Scissors - Measuring stick/tape - Tape(s) - Floral Wire
- Each exhibitor's design will be a sole effort with no assistance from anyone in any manner. No talking will be allowed during the competition.
- No electronic devices are allowed in the competition room during the competition.
- A mandatory meeting with all exhibitors will be held at 11:45 a.m. At the meeting, the rules will be reviewed, and each exhibitor will have an opportunity to ask questions. The competition will begin immediately following the meeting. **Any exhibitors arriving during or after the meeting will be allowed to participate if there is space, however, the entry will not be judged or scored.**
- Each exhibitor will create one (1) entry in the following categories. Guidelines and design time for each category are as follows:

Wedding Bouquet

- Design time is 40 minutes.
- Exhibitor will create a wedding bouquet using materials supplied by the Show. **Only the materials supplied by the Show will be allowed.**
- No advance design work is permitted.

FLORAL DESIGN

Interpretive Design

- Design time is 45 minutes
- No paints, ribbons, or decorative accessories of any kind may be supplied by the exhibitor. **Only materials supplied by the Show will be allowed.**
- A container and/or prop will be provided to each exhibitor which must be used in the design. **Only the materials supplied by the Show will be allowed.**
- No advance design work is permitted.

The twenty (20) exhibitors with the top twenty (20) highest combined scores in the wedding bouquet and interpretive design categories will advance to the final round. Competitors in the final round will create one entry in the following category:

Surprise Situation

- Design time is 25 minutes.
- Each exhibitor will be given the same surprise topic immediately prior to the start of the design time.
- Exhibitor will create a floral design appropriate to the surprise situation.
- No advance design work is permitted.
- Only the materials supplied by the Show will be allowed. Example of a surprise situation: A casual retirement brunch will be held in honor of a 60-year old woman at 11 a.m. on a Saturday with family, friends, and coworkers. Create a center piece for the banquet tables.

Judging: The Show will select qualified judges for each competitive event. Any questions about the judging criteria may directed to horticulture@hlsr.com.

- Judging will be based on the following four categories:
 - Design Aesthetics - Line/form, color, and space
 - Design Principles - Balance, proportion, and unity
 - Mechanics/Execution - Neatness of design, proper coverage of foam, sturdiness of the design.
 - Creativity
- Each design will be scored by totaling the points of each scoring category.
- In the preliminary round, the two design scores will be added together. The twenty exhibitors with the highest combined score will advance to the final round. The top score in the final round will receive 1st place; the exhibitor with the second highest score will receive 2nd place; and so forth for the top ten

FLORAL DESIGN

- In the event of a tie, the steering judge will cast a single first place vote to break the tie.
- Judges decisions are final, and protests will not be considered.

Exhibitors may request a copy of their score sheets following the awards ceremony which will be emailed to the address on file. Exhibitors not present at the ceremony may request to receive a copy via email. Requests can be sent to horticulture@hlsr.com.

SECTION C—DINING DUETS

The Dining Duets competition allows teams of two (2) exhibitors to compete on Sunday, March 10, 2024 during the Houston Livestock Show and Rodeo. **A maximum of fifty (50) teams of two (2) exhibitors may participate in the Dining Duets competition. Entries will be accepted on a first received basis.**

Competition Format: Each team will compete in the design and execution of a floral arrangement and table design.

Design Guidelines: Each team should review the design guidelines prior to the Dining Duets competition. Questions may be directed to horticulture@hlsr.com. Exhibitors will also have an opportunity to ask questions at the mandatory pre-event meeting.

- Teams will have one hour to plan and execute their design.
- Entries are arrangements of cut materials and table design elements.
- All cut materials and table design elements will be provided by the Show.
- **Teams MUST utilize the entire place setting that is provided in the traditional manner.**
- Each team will be furnished with a box of materials, including fresh flowers, foliage, containers, decorative elements and supplies.
- The flowers, foliage, and supplies will be the same for each team.
- Each team will receive the same type of decorative elements, but the design of each element can be different amongst teams.
- The team is responsible for determining which materials they will use the design of their entry.
- Entries will be displayed on a 36" round particle board table with a table covering. The team is responsible for positioning all elements of their design on the table. Teams are required to use the table covering provided by the Show.

FLORAL DESIGN

- All elements of the entry should reflect or enhance the theme which will be revealed in the contest.
- Each team's design will be a sole effort with no assistance from anyone in any manner.
- No electronic devices are allowed in the competition area during the competition.
- Entry should be designed to viewed from all sides and appropriate by the teams. **Only the materials supplied by the Show will be allowed.**
- Each team must bring their own tools. **Tools cannot be shared by exhibitors if they are not on the same team.**
- Permissible tools include:
 - Glue(s) - Pick - Floral Cutters - Glue pan/glue gun - Wire Cutters
 - Knife - Scissors - Measuring stick/tape - Tape(s) - Floral Wire

Judging: The show will select qualified judges for each competitive event. Any questions about the judging criteria may be directed to horticulture@hlsr.com.

- Judging will be based on the following four categories:
 - Design Aesthetics—Line/form, color, and space
 - Design Principles - Balance, proportion, and unity
 - Mechanics/Execution - Neatness and cleanliness of design, proper coverage of foams, and sturdiness of design.
 - Creativity
- Each category can earn a maximum of twenty-five (25) points.
- Only judges, Horticulture Committee members, and HLSR staff will be allowed inside the competition area while judging is in process.
- Judge's decisions are final, and protests will not be considered.
- Winning entries will be announced at 4 p.m. on March 10, 2024, and winning exhibitors will be recognized. Buckles and banners may be picked up at this time; monetary awards will be mailed within 90 days of the conclusion of the 2024 Show. Exhibitors are encouraged but not required to be present to receive their award.
- Results will be published on the Show's website at rodeohouston.com.
- Exhibitors may request a copy of their score sheet following the awards ceremony which will be emailed to the address on file. Exhibitors not present at the ceremony may request to receive a copy via email. Requests can be sent to horticulture@hlsr.com.

CONTAINER GROWN PLANTS

Exhibitors will plant and cultivate three (3) or more different examples of plant species in an appropriate container.

General Guidelines: Exhibitors should review the guidelines prior to preparing their entry. Questions may be directed to horticulture@hlsr.com.

- Entries must have been owned and grown by the exhibitor on or before **January 8, 2024**.
 - Plants should show evidence of being grown in the container, such as being securely rooted in the soil.
 - If plants are found to have been freshly potted or do not stand up during the Show because they were not potted soon enough, the award will be withheld.
 - If single elements require replanting during the eight (8) week period prior to the Show, the new exhibitors should document (in writing and with photos) that removed element and the replacement element. The documentation will be part of the exhibitor project log.
- Entries should be complete upon arrival to the Show.
 - Entries must be completely set up by noon on Sunday, March 3, 2024.
 - If the exhibitor is unable to deliver their entry, they may allow a designee to place their entry on the table.
 - The entry will be disqualified if, at the sole discretion of the Show, it is determined that the designee has altered the design in any manner.
- Entries should be designed to be viewed from all sides. To designate a preferred viewing side, exhibitors may mark the center back of the container with a white chalk mark.
- Entries should have three (3) or more different plant species per container.
 - Plant selection is at the exhibitor's discretion.
 - Plants may belong to any species.
 - Plants must be healthy, free of disease, and bug free.
 - Plants are the only living items that may be included in the entry—no other living items are permitted (e.g., animals, reptiles, bugs). Vivariums are excluded from the competition.
- Plants should be clearly and attractively potted in a container that is suitable for a tabletop display.
 - Select a container that enhances the creative presentation of the entry.
 - If submitting a container grown plant, double potting is permitted, provided natural top dressing is used and the inside of the container is not visible. Top dressing must not float when watered.

CONTAINER GROWN PLANTS

- If submitting a terrarium, double potting is not permitted.
- If submitting a terrarium, the container may be opened or closed.
- Leaf polishes or other commercial foliage enhancers are not permitted. Dyed plants, artificial plants or plant parts are not permitted.
- Glitter is not permitted.
- Accessories are permitted, however emphasis should be on the creative use of natural, fresh, planted materials rather than of accessories to create a scene.
- Containers must fit on the display table.
 - Entries must not exceed a size of 30" wide x 30" deep.
 - Entries must not exceed 50 lbs.

Judging: The Show will select qualified judges for each competitive event. Any questions about the judging criteria may be directed to horticulture@hlsr.com.

- There will be two (2) rounds of judging.
- All entries will be judged on the first round of judging, and the top fifty (50) entries determined at the judge's discretion will advance to the second round of judging.
- In the second round of judging, only the advancing entries will be judged on a 100-point system and receive a score sheet.
 - Up to (45) points may be awarded for cultural perfection.
 - Up to (40) points may be awarded for variety of plants used.
 - Up to (10) points may be awarded for staging and perfection.
 - Up to (5) points may be awarded for the completion of the exhibitor project log.
- Exhibitors who advance to the second round of judging may request a copy of their score sheet which be sent via the email address on file.
- Judges may make note in the exhibitor project log.
- Judging will take place on Sunday, March 3, 2024, beginning promptly at noon.
- Only judges, Horticulture Committee members, and HLSR staff will be allowed inside them competition area while judging is in progress.
- Winning entries will be announced at 6 p.m. on March 3, 2024, and winning exhibitors will be recognized. Buckles and banners may be picked up at this time; monetary awards will be mailed within 90 days of the conclusion of the 2024 Show. Exhibitors are encouraged but not required to be present to receive their award.
- Results will be published on the Show's website at rodeohouston.com

EXHIBITOR PROJECT LOG

Exhibitors in Texas Tables and Container Grown Plants must keep an "Exhibitor Project Log" that will be submitted along with the entry on the day of the competition at the check in table. Questions about the log may be directed to horticulture@hlsr.com.

Texas Tables

- Each exhibitor must maintain and submit a project log for each entry. The project log can be found in Appendix F or by scanning the QR code at the end of this section.
- **Other types of exhibitor logs will not be accepted. Entries without the approved HLSR Exhibitor Project Log will be disqualified.**
- The Exhibitor Project Log is assessed for content, not creativity and will represent (4) four points of the total score. The Exhibitor Project Log must include the following:
 - A brief narrative describing the source of inspiration for the entry and the steps taken during the creative process (e.g., selection and sourcing of materials, choice of floral materials, color selection).
 - A minimum of four (4) photographs taken during the construction of the floral arrangement.
 - Photographs must be printed and included with the log. Photographs may not be submitted digitally. HLSR will not print photos.
 - A sketch of the design, with each plant labeled using its botanical and common names.
 - A list of plant materials used, including the botanical and common names for all plants.
 - Judges may make notes in the log.
 - HLSR will not print logs for exhibitors. Project logs need to be complete and ready to be turned in when exhibitors arrive at the check in table. No exceptions.

Container Grown Plants

- Each exhibitor must maintain and submit a project log for each entry. The project log can be found in Appendix F or by scanning the QR code at the bottom of the page.
- **Other types of exhibitor logs will not be accepted. Entries without the approved HLSR Exhibitor Project Log will be disqualified.**
- The Exhibitor Project Log is assessed for content, not creativity and should include:
 - A brief narrative describing the source of inspiration for the entry and steps taken during the creative process (e.g., selection and sourcing of plant materials.)

EXHIBITOR PROJECT LOG

Container Grown Plants cont...

- A minimum of ten (10) photographs taken during the planting and cultivation of the entry.
- Photographs must be printed and included with the log. Photographs may not be submitted digitally. HLSR will not print photographs.
- A list of plant materials used, including the botanical name and common name.
- A timeline journaling/documenting the planting and maintenance activity.
- HLSR will not print log for exhibitors. Project logs needs to be complete and ready to be turned in when exhibitors arrive at the check in table.

To download a copy of the Exhibitor Project Log scan the QR code below. The log can also be found in Appendix F.



HORTICULTURE PHOTOGRAPHY

Theme: Exhibitors will take a photograph representative of the theme **NEW BEGINNINGS**

Guidelines: Exhibitors should review the guidelines prior to preparing their entry. Questions may be directed to horticulture@hlsr.com.

- Horticulture Photography entries are limited to subjects related to horticulture, floral arrangements, gardens, and landscapes.
- Photographs should not prominently feature people (living or deceased).
- Photographs should emphasize the **NEW BEGINNINGS** theme and must include flora.
- All photographs must include plant material.
- Each entry must be titled.

Finishing Requirements: Photographs must be mounted on mat board or foam core.

- Minimum size: 8"x10" regardless of orientation or use of mat.
- Maximum size: 11"x14" regardless of orientation or use of mat.
- A mat around the photograph is permitted, however the total dimensions, INCLUDING THE MAT, must be within the minimum and maximum allowed sizes.
- The surface finish of the photograph is the choice of the exhibitor.
- Printing and mounting may be done professionally.
- Glass and framing are not permitted.
- Name, address, school, and orientation of the photo must be labeled on the back of the photo.

Judging: The Show will select qualified judges for each competitive event. Any questions about the judging criteria may be directed to horticulture@hlsr.com.

- All eligible entries will be displayed.
- There will be two rounds of judging.
- All entries will be judged in the first round of judging and the top fifty (50) entries, determined at the judges discretion, will advance to the second round of judging.
- In the second round of judging, only the advancing entries will be judged on a 100 point system and receive a score sheet:
 - Up to (30) points may be awarded for creativity.
 - Up to (25) points may be awarded for composition.
 - Up to (20) points may be awarded for technical merit.
 - Up to (15) points may be awarded for discretion.
 - Up to (10) points may be awarded for the interpretation of the theme

HORTICULTURE PHOTOGRAPHY

- Only judges, Horticulture Committee members, and HLSR staff will be allowed inside the competition area while judging is in progress.
- Judges decisions are final, and protests will not be considered.
- Winners will be posted on the Houston Livestock Show and Rodeo website prior to the awards ceremony on March 3, 2024.
- Winning entries will be announced at 6 p.m. on March 3, 2024, and winning exhibitors will be recognized. Buckles and banners may be picked up at this time. Monetary awards will be mailed within 90 days of the conclusion of the 2024 Show. Exhibitors are encouraged but not required to be present to receive their awards.
- Results will be published on the Show's website, rodeohouston.com.
- All entries must remain on display until the published entry date. Winning entries will be marked indicating the level of the award.

Exhibitors may request a copy of their score sheets following the awards ceremony which will be emailed to the address on file. Exhibitors not present at the ceremony may request to receive a copy via email. Requests can be sent to horticulture@hlsr.com.

MINISCAPES

General: Individuals and teams of exhibitors will come to NRG Park on Sunday, February 25, 2024, between 10 a.m. and 3 p.m. to create their competition entry. Check in and installation must be complete by 3 p.m. **Entries are limited to the first 35 entry forms received. Teams are comprised of two (2) to six (6) exhibitors.**

Design Guidelines: Exhibitors should review the guidelines prior to preparing their entry. Questions may be directed to horticulture@hlsr.com.

- Entries will be constructed in a 6' square wooden planter that is approximately 20" deep. The planter will be provided by the Show.
 - Each planter will be prefilled with approximately 19" of dirt and fertilizer.
- Exhibitors will be reimbursed for the cost of materials and design elements up to \$150.
 - Exhibitors must submit original receipts for the cost of the materials used when checking in on Sunday, February 25, 2024.
 - Checks will be mailed at the conclusion of the Show.
- Plant materials should be able to withstand sunny/warm conditions.
 - Planters will be displayed outside for twenty-two (22) days.

MINISCAPES

- No living creatures may be used in the design of the planter.
- Entries should be designed to be viewed from all sides.
 - Entries may not display signage that names the team's school, school district, or FFA/4H chapter.

Installation Guidelines: Exhibitors should review the information in the delivery section that follows, in conjunction with the information below:

- Parents and adult leaders may assist with moving in supplies and planter materials to the competition area but must vacate the area after move in of supplies is complete.
- Carts/wagon are recommended for transporting materials from a vehicle to the competition area.
- The design and planting of the planter must be performed by the exhibitors only.
- No electronic devices are allowed in the competition area.
- Paper sketches or designs are allowed in the competition area.
- The exhibitors are responsible for bringing all tools needed to prepare their planter.
- The exhibitor is responsible for providing the plants and any props to prepare their planter.
- Entries will be watered and maintained by HLSR. Exhibitors will not have access to water on the day of installation and may not bring their own to use in the design process.
- The Show is not responsible for lost, damaged, or dead items. Small items, accessories, etc...should be securely fastened to the planter. **Items of great sentimental value should not be used.**

Judging: The Show will select qualified judges for each competitive event. Any questions about the judging criteria may be directed to Angela Gutierrez.

- Entries will be judged on a 100 point system:
 - Up to (50) points may be awarded for cultural perfection.
 - Up to (30) points may be awarded for variety of plants used.
 - Up to (20) points may be awarded for staging and perfection.
- Winning entries will be announced on March 3, 2024, and winning exhibitors will be recognized. Buckles and banners may be picked up at this time; monetary awards will be mailed within 90 days of the conclusion of the Show. Exhibitors are encouraged but not required to be present to receive their award.
- One monetary award will be issued to the primary contact listed for each winning entry.
- Exhibitors may request a copy of their score sheet following the awards ceremony which will be emailed to the address on file. Exhibitors not present at the ceremony may request to receive a copy via email. Requests can be sent to horticulture@hlsr.com.

ENTRY PICK UP

All entries will remain on display at the Show from the date of competition through the end of the Show (Sunday, March 17, 2024, 9 p.m.) or until the entry begins to wither.

Pick Up Times: Exhibitors must pick up their entries at the following times:

- Monday, March 18, 2024, between 10 a.m. and 3 p.m.
- Exhibitors entered in Container Grown Plants and Texas Tables may pick up their entry on Sunday, March 10, 2024. Please contact horticulture@hlsr.com to make arrangements.


ITEMS THAT ARE NOT PICKED UP OR REQUESTED TO BE SHIPPED WILL BE DISCARDED

Pick Up Instructions: Exhibitors should follow the instructions below to pick up their entries on March 18, 2024:

- Exhibitors will access NRG Park through Gate 2 off Fannin Street. (See map in Appendix A)
- Exhibitors will turn right after entering the gate and proceed to the east end of NRG Center. (See map in Appendix A)
- Exhibitors will be met by a Horticulture Committee volunteer; the volunteer will assist the exhibitor with retrieving entries.
- In the Texas Tables and Miniscapes categories, only the container and decorative items originally provided by the exhibitor will be returned.
- In the Container Grown Plants category, the entire entry will be returned to the exhibitor.

Shipping Alternative: If an exhibitor cannot return to NRG Center on the pick up date, the exhibitor may ask the Show to ship containers, photographs, and decorative materials to them. Any item weighing more than 10 pounds or that does not fit in a box will not be shipped. Live plant materials cannot be returned via shipping.

- Exhibitors must email horticulture@hlsr.com by Sunday, March 17, 2024 to request this service.
- Exhibitor must provide a physical address and phone number - NO PO BOXES
- Items will be shipped after the request is received via USPS.
- The Show is not responsible for any items lost or damaged during shipping and retains the right to refuse the shipment of any item.




APPENDIX A:

Delivery Map for Texas Tables & Container Grown Plants

Exhibitors will enter through Gate 2, turn right, and unload projects.






APPENDIX B:

Purple Lot Map

Exhibitors will park in Purple Lot and enter West entrance of NRG Center. Then walk to the East end to check in.






APPENDIX C:

Delivery Map for Miniscapes Competition

Exhibitors will enter through the Holly Hall entrance and park in Orange Lot. You will be met by Horticulture Committee volunteers and directed to check in table.






APPENDIX D: Delivery Map for Horticulture Photography

Exhibitors will enter through Gate 10, park in Red Lot 4 and enter NRG Center via the West entrance. Drop off photography at the front desk of the HLSR offices.





APPENDIX E:

Pick Up Map

Exhibitors will enter through Gate 2 and enter the building on the East end of NRG Center.



APPENDIX F - EXHIBITOR LOG



Please sketch the original design idea, labeling the plant materials used.

Texas Tables: Exhibitors in the *Texas Tables* competition must attach a minimum of four photographs taken during the construction of the entry. **Please note that Texas Tables entries DO NOT need to complete the timeline below.**

Container Grown Plants: Exhibitors in the Container Grown Plant competition must:

1. Attach a minimum of ten photographs taken during the cultivation of the entry; and,
2. Complete the timeline journaling the cultivation of the entry. The Timeline page (next page) may be copied if additional pages are needed.

APPENDIX F - EXHIBITOR LOG



Timeline and Journal for Plant Life Categories

Date	Entry